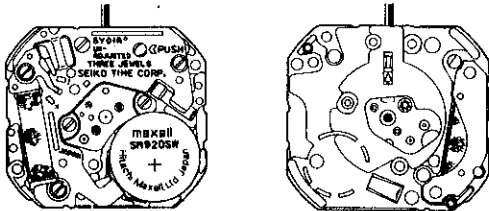



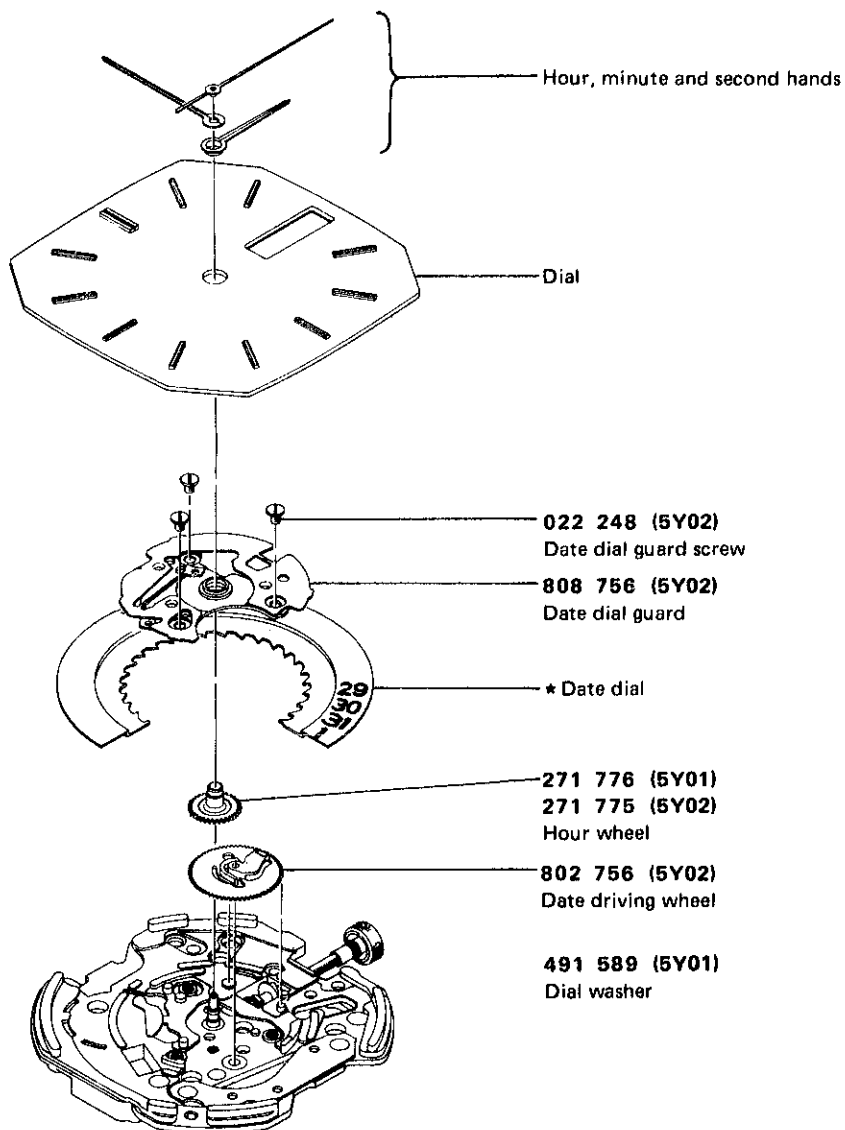
# PARTS CATALOGUE



## Cal.5Y01A • 5Y02A

Cal.5Y01A (3j)	Cal.5Y02A (3j)
	

HATTORI SEIKO CO., LTD.

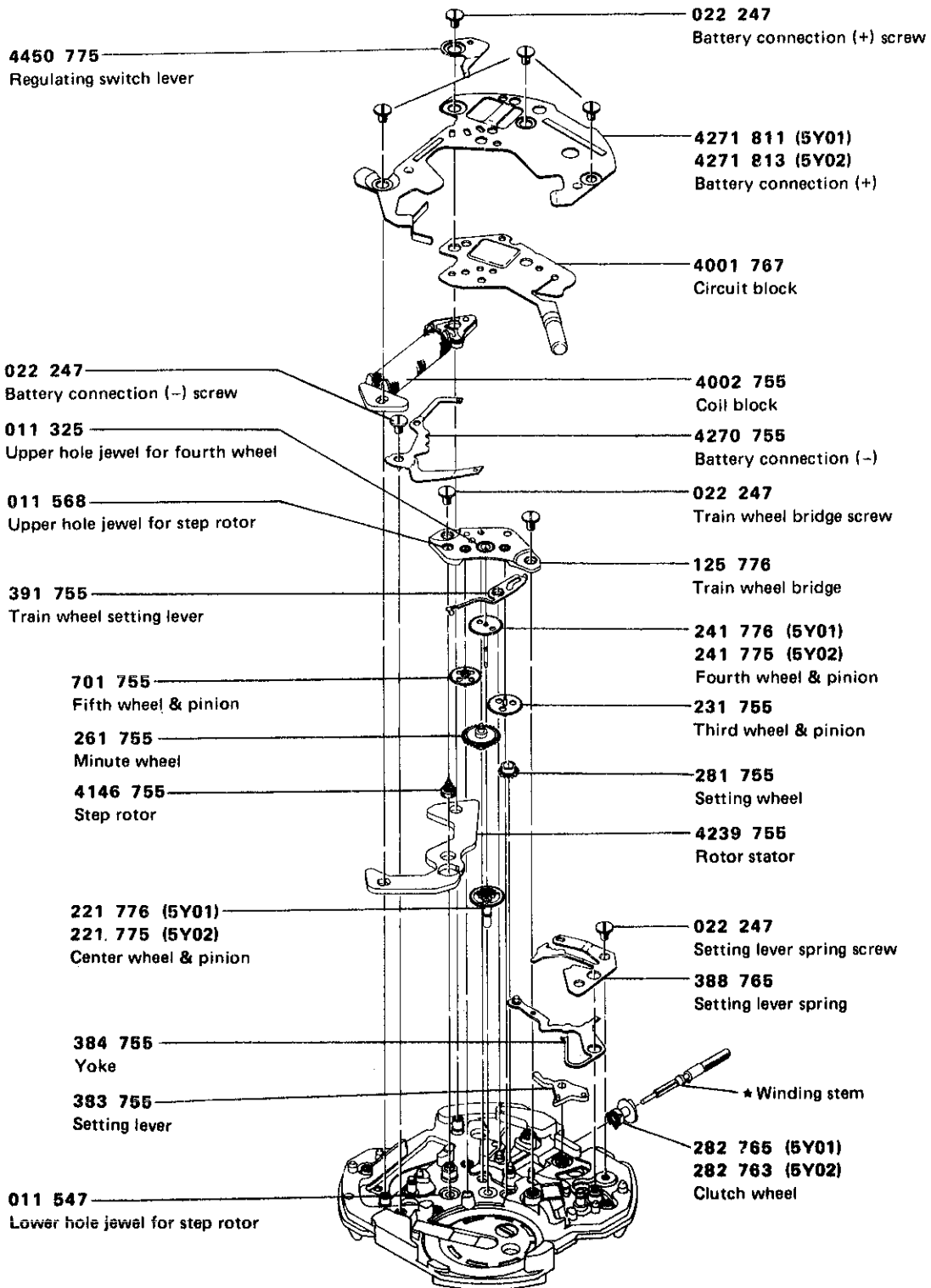
# Cal.5Y01A•5Y02A



 022 247	Train wheel bridge screw Battery connection (-) screw Battery connection (+) screw Setting lever spring screw
 022 248	Date dial guard screw

# Cal.5Y01A·5Y02A

SEIKO TR920SW  
Maxell SR920SW  
SONY EVEREADY 371 } Battery



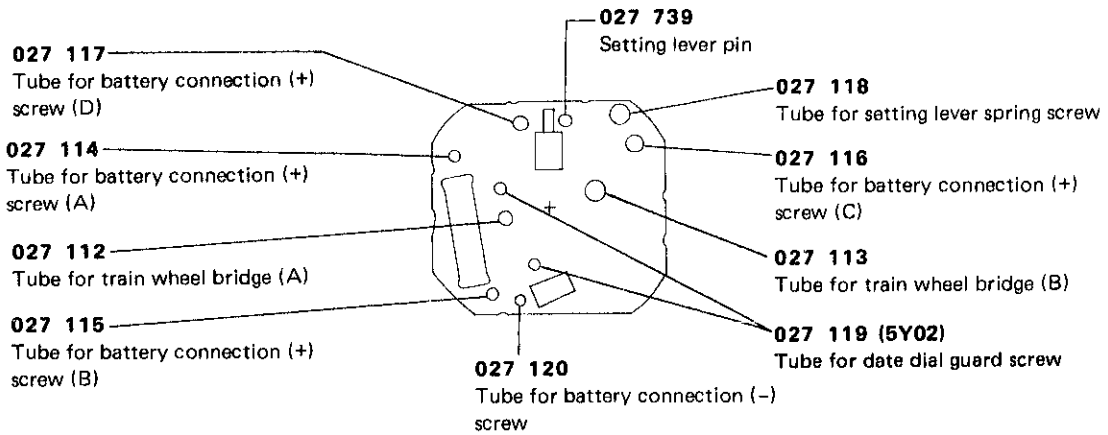
**Remarks:**




**Winding stem**








\*354 765 . . . . . The type of winding stem is determined based on the design of cases and dials. Check the case number and refer to "SEIKO Quartz Casing Parts Catalogue" to choose a corresponding winding stem.

**Date dial (5Y02)**

\*801 540 (Black figures on white background)  
 . . . . . Used when both the crown and the calendar frame are located at 3 o'clock position. If any other type of date dial is required, specify ① Cal. No. ② The crown position ③ The calendar frame position and ④ Dial No.



	Tube for date dial guard screw
027 119	
	Tube for battery connection (-) screw
027 120	
	Setting lever pin
027 739	

	Tube for train wheel bridge (A)
027 112	
	Tube for train wheel bridge (B)
027 113	
	Tube for battery connection (+) screw (A)
027 114	
	Tube for battery connection (+) screw (B)
027 115	
	Tube for battery connection (+) screw (C)
027 116	
	Tube for battery connection (+) screw (D)
027 117	
	Tube for setting lever spring screw
027 118	